

# Coates NEWCASTLE SHOW

27 FEB - 1 MARCH 2026

WHERE CITY MEETS COUNTRY



## 2026 Horticulture

**ENTRIES CLOSE Monday 23rd February 2026 - 5pm**

**Entries Close:** Monday, 23 February 2026 at 5.00pm

**Exhibit Delivery:** Thursday 26 February 2026 from 7.00am to 10.00am

Thursday 26 February 2026 from 4.00pm to 6.30pm

**Closed Judging:** Thursday 26 February 2026 at 6.45pm

**Note:** Exhibitors will be bumping in on Thursday 26th, so please drive carefully or walk through Curley Road gates entry for delivery.

## Contents

### HORTICULTURE – OPEN SECTION – NON-COMMERCIAL

Fruiting Vegetables (10 classes) .....	5
Root Vegetables .....	5
Green leafy vegetables .....	5
Largest Pumpkin .....	5
Fruits – Open Section: Non-commercial .....	6
Eggs – Open Section: Non-commercial .....	6
Terrarium – Open Section: Non-commercial .....	6
Potted Plants/Herbs – Open Section: Non-commercial .....	7
Cut Flowers - Open Section - Non-commercial .....	7
Photography .....	7

### HORTICULTURE – YOUTH UNDER 18 YEARS SECTION .....

Fruits and Vegetables: Youth Under 18yrs .....	8
Terrarium: Youth Under 18yrs .....	8
Potted Plants/Herbs: – Youth Under 18 yrs .....	8
Colour-in: Youth Under 18yrs .....	9
Novelty: Youth Under 18yrs .....	9
Scarecrow – Open Section: Non-Commercial .....	10
Judging Criteria.....	11
Colour-in Templates.....	14

*The Newcastle Agricultural Horticultural and Industrial Association Inc was formed in 1899 and held the first Newcastle Show in May 1902. The horticulture competition has been a staple of the event, showcasing the region's agricultural and gardening talents. The horticulture section has consistently been a highlight, featuring a variety of categories such as floral arrangements, vegetable displays, and garden designs.*

**We thank the following SPONSORS**



**We thank the following SUPPORTERS**

**Hunter Organic**  
growers society



<b>ENTRY</b>	<b>ENTRY FEES</b> Open - \$3 Youth Under 18 years - \$2 School Scarecrow – Free Entry <b><u>Also see conditions of Entry further below</u></b>  Enter Online – <a href="https://showday.online/show/newcastleshows">https://showday.online/show/newcastleshows</a> Manual Entry - Alternatively, please call into the show office to complete an entry. No late entries accepted. No refund of entry fees						
<b>ENTRY CLOSING DATE</b>	<b>Horticulture – MONDAY 23RD FEBRUARY –</b> <b>Scarecrows - See closing for Scarecrows back page</b>						
<b>CONTACT DETAILS</b>	Newcastle A. H & I Association. Newcastle Showgrounds, PO Box 53, Broadmeadow NSW 2293 Phone: 4961 2085 Email: <a href="mailto:competition@newcastleshows.com.au">competition@newcastleshows.com.au</a>  <b>Pre-Show Office Hours</b> (enquiries, etc) Tuesdays and Thursdays (1 <sup>st</sup> September 2025 to 5 <sup>th</sup> March 2026) 10.00am to 2.00pm or by appointment with prior arrangement  <b>Post-Show Office Hours</b> Tuesdays (10 <sup>th</sup> March 2026 to 25 <sup>th</sup> August 2026) 10.00am to 2.00pm or by appointment with prior arrangement						
<b>EXHIBIT DELIVERY &amp; COLLECTION</b>	<b>HORTICULTURE PAVILION:</b> Located under grandstands- Drive through Griffiths Road entry and take the right-hand road, Grandstand on left. Alternatively walk through Curley Road gates – Pavilion just to your left. A receipt will be given upon delivery, which will be required to produce for collection.  <b>DELIVERY</b> Thursday 26 <sup>th</sup> February: 7.00am to 10.00am.....and again Thursday 26 <sup>th</sup> February: 4.00pm to 6.30pm If you are unable to bring your exhibit to the Showgrounds during these times, please phone Melissa Fogarty on 0411777910 or email <a href="mailto:blueboatfarm@icloud.com">blueboatfarm@icloud.com</a>  <b>COLLECTION</b> Sunday 1 <sup>st</sup> March: 3.00pm until 4.30pm Prize Money and Ribbons will be distributed at this time. If you are unable to collect on Sunday afternoon please organise an alternative time with Melissa Fogarty on 0411777910 or email <a href="mailto:blueboatfarm@icloud.com">blueboatfarm@icloud.com</a> No exhibits will be left at the Show Office for collection after 4.30pm Fresh flowers, fruits, vegetables and egg entries will be disposed at 4.30pm unless collected or alternative arrangements made.  Exhibitors must produce entry receipt for collection.						
<b>CONDITIONS OF ENTRY /JUDGING CRITERIA</b>  <b>LIMIT ENTRY</b>  <b>AGE:</b>  <b>JUDGING</b>	Entry must be complete, otherwise the entry may be rejected. Conditions of entry are listed on the entry application.  Judging criteria is as stated in this schedule.  Exhibitors entering the Newcastle Show as an individual or as part of a team must be a <b>minimum of 5 years old</b> . An Exhibitor will be considered to be 5 years old if they have had their 5th birthday on or before the first day of the 2026 Newcastle Show.  <b>JUDGING:</b> Judged on Thursday 26 February 2026. Closed to public <b>Judging Criteria:</b> Plants/produce, must have been grown by exhibitor. Please adhere to vessel sizes as indicated. <b>SEE SECTION PAGES FOLLOWING FOR ANY OTHER CONDITIONS</b>						
<b>PRIZES/AWARDS –</b> <b>All classes</b> <b>Exception: School Scarecrow – please see schedule page for details</b>	<table> <tr> <td><b>Horticulture - FIRST PRIZE</b></td><td><b>\$5 Prize money, Prize card and ribbon</b></td></tr> <tr> <td><b>Horticulture - SECOND PRIZE</b></td><td><b>\$3 Prize money, Prize card and ribbon</b></td></tr> <tr> <td><b>Horticulture - HIGHLY COMMENDED</b></td><td><b>Prize card and ribbon.</b></td></tr> </table> <b>PRIZES –</b> As listed in the schedule. <b>SCHOOL SCARECROW –</b> SEE SCHEDULE FOR PRIZES/AWARDS	<b>Horticulture - FIRST PRIZE</b>	<b>\$5 Prize money, Prize card and ribbon</b>	<b>Horticulture - SECOND PRIZE</b>	<b>\$3 Prize money, Prize card and ribbon</b>	<b>Horticulture - HIGHLY COMMENDED</b>	<b>Prize card and ribbon.</b>
<b>Horticulture - FIRST PRIZE</b>	<b>\$5 Prize money, Prize card and ribbon</b>						
<b>Horticulture - SECOND PRIZE</b>	<b>\$3 Prize money, Prize card and ribbon</b>						
<b>Horticulture - HIGHLY COMMENDED</b>	<b>Prize card and ribbon.</b>						

	<b>AWARDS/RIBBONS</b> – Awards will be at the judge's discretion & if sufficient entries.  Prize money will be given upon collection of exhibits at the end of the Show. No prize money will be distributed from the Show Office during or after the Show. If you are unable to collect your prize money on the day, you will be contacted for banking details so the Show can direct deposit prize money post Show. Information for deposits is required no later than 14 days after the Show and needs to be emailed to <a href="mailto:competitions@newcastleshow.com.au">competitions@newcastleshow.com.au</a>
<b>MEMBERSHIPS – NEWCASTLE A.H. &amp; I ASSOCIATION</b>	<b>OPTIONAL - Membership of the Association</b> Please call 4961 2085, or email us <a href="mailto:competition@newcastleshow.com.au">competition@newcastleshow.com.au</a>  Membership runs from 1 July to 30 June 2026 Membership: Adult \$30

## HORTICULTURE – OPEN SECTION: NON-COMMERCIAL

### VEGETABLES – OPEN SECTION: NON-COMMERCIAL

Maximum two (2) entries per Exhibitor **per class**

Exhibits can be any variety within the class but must all be the same variety.

If the points are close, the judges may cut open one of the items in the exhibit.

### FRUITING VEGETABLES (10 CLASSES)

Class #	Class Description
<b>Classes listed will be placed on a paper plate or similar for judging</b>	
801	One (1) Pumpkin with stalk
802	Six (6) Cherry tomatoes with stalks
803	Two (2) Tomatoes with stalks (Roma, Beefsteak etc)
804	Two (2) Zucchini with stalks, any variety
805	Three (3) Chillis with stalks, any variety
806	Six (6) Beans with stalks, any variety
807	Two (2) Cucumbers with stalks, any variety
808	One (1) Eggplant with stalk (Round or Finger)
809	Three (3) Carrots with tops, any variety
810	Any other fruiting vegetable not listed, minimum two (2) items

### ROOT VEGETABLES (5 CLASSES)

Class #	Class Description
<b>Classes listed will be placed on a paper plate for judging</b>	
811	Two (2) Carrots
812	Two (2) Potatoes
813	Two (2) Beetroot
814	Two (2) Radishes
815	One (1) hand of Ginger, Turmeric or Galangal with roots

### GREEN LEAFY VEGETABLES (3 CLASSES)

Class #	Class Description
<b>Classes listed below will be placed in a vase of water or similar for judging</b>	
816	Three (3) stalks of Rhubarb
817	Three (3) stalks of English spinach, Swiss Chard or Mustard
818	One (1) lettuce, any variety, with roots

## LARGEST PUMPKIN (1 CLASS)

Class #	Class Description
<b>Special prize of \$100 for the largest pumpkin by weight. Prize donated by Jenny Bourke.</b>	
819	The largest pumpkin by weight

## FRUITS – OPEN SECTION: NON-COMMERCIAL

Maximum two (2) entries per Exhibitor **per class**

Exhibits can be any variety within the class but must all be the same variety.

If the points are close, the judges may cut open one of the items in the exhibit.

Class #	Class Description
<b>Classes listed will be placed on a paper plate for judging</b>	
820	Two (2) Apples or Pears
821	Two (2) Citrus
822	Two (2) Stone Fruit
823	Five (5) Berries
824	One (1) Dragonfruit

## EGGS – OPEN SECTION: NON-COMMERCIAL

One (1) entry per Exhibitor **per class**

Exhibits can be any variety within the class but must all be the same variety.

One egg will be randomly selected from each entry and cracked open for the purposes of judging.

Class #	Class Description
<b>Classes listed below must be presented in a clean egg carton. Eggs must be clean.</b>	
825	Chicken eggs – 6 eggs in a carton
826	Duck eggs – 6 eggs in a carton
827	Quail eggs – 6 eggs in a carton

## TERRARIUM – OPEN SECTION: NON-COMMERCIAL

Newcastle Show prohibits any Exhibits using weeds declared by

Newcastle City Council. <http://weeds.dpi.nsw.gov.au>

One (1) entry per Exhibitor per class. **Theme:** Seeds of Change

Class #	Class Description
<b>Classes listed below must be supplied in own vessel.</b>	
828	One (1) vessel – under 300mm

## POT PLANTS/HERBS – OPEN SECTION: NON-COMMERCIAL

Newcastle Show prohibits any Exhibits using weeds declared  
by Newcastle City Council. <http://weeds.dpi.nsw.gov.au>  
Maximum two (2) entries per Exhibitor per class

Class #	Class Description
<b>Classes listed below must be supplied in own pot and have been freshly watered.</b>	
829	Plant – Any plant, shrub, flower in a pot
830	Plant – Any herb/ herb garden in a pot / water

## CUT FLOWERS – OPEN SECTION: NON-COMMERCIAL

Newcastle Show prohibits any Exhibits using weeds declared by  
Newcastle City Council. <http://weeds.dpi.nsw.gov.au>  
One (1) entry per Exhibitor per class

Class #	Class Description
<b>Classes listed below will be placed in a vase of water or similar for judging</b>	
831	Dahlia – three (3) stems
832	Zinnia – three (3) stems
833	Other flower – three (3) stems

## PHOTOGRAPHY – OPEN SECTION: NON-COMMERCIAL

One (1) entry per Exhibitor per class  
No professional photography  
Entries to be at least 300dpi or no less than 2MB and no more than 10MB

Class #	Class Description
<b>Classes listed below</b>	
834	Photograph or portrait of a local grower or producer. Short bio including name and business name, what they grow, how they have created or are creating change
835	Photograph or portrait of youth grower / farming enthusiast. Short bio including name, age, what they grow, how they are creating change
836	Photograph or portrait of your farm animal (goat, cow, sheep, chicken, etc) (no domestic animals). Short bio, name, age, breed, interesting fact, why you entered this animal (signature story)



## HORTICULTURE – YOUTH UNDER 18 YEARS SECTION

### FRUITS AND VEGETABLES – YOUTH UNDER 18 YEARS

One (1) entry per Exhibitor **per class**

Exhibits can be any variety within the class but must all be the same variety.

If the points are close, the judges may cut open one of the items in the exhibit.

Class #	Class Description
<b>Classes listed below will be placed on a paper plate or similar for judging.</b>	
837	Two (2) Tomatoes
838	Five (5) Cherry Tomatoes
839	Five (5) Beans
840	Two (2) Carrots
841	One (1) Cucumber
842	Two (2) Any vegetable not listed, same variety
843	Six (6) Berries

### TERRARIUM – YOUTH UNDER 18 YEARS

Newcastle Show prohibits any Exhibits using weeds declared by

Newcastle City Council. <http://weeds.dpi.nsw.gov.au>

One (1) entry per Exhibitor per class. **Theme:** Seeds of Change

Entries must be grown / produced by Exhibitor

Class #	Class Description
<b>Classes listed below must be presented in own vessel.</b>	
844	Terrarium – not exceeding 300mm (under 12 yrs)
845	Terrarium – not exceeding 300mm (over 12 yrs)

### POTTED PLANTS – YOUTH UNDER 18 YEARS

Newcastle Show prohibits any Exhibits using weeds declared by

Newcastle City Council. <http://weeds.dpi.nsw.gov.au>

One (1) entry per Exhibitor per class.

Entries must be grown / produced by Exhibitor

Class #	Class Description
<b>Classes listed below must be presented in own pots.</b>	
846	Plant – Any plant, shrub, flower in pot
847	Plant – Any herb / herb garden in pot / water

## COLOUR-IN – YOUTH UNDER 18 YEARS

One (1) entry per Exhibitor **per class**

Entries must be coloured by Exhibitor

**NOTE:** Please enter using any of the DUCK or the CHICKEN outlines.

See the end of this schedule for the colour-ins.

**NOTE:** Please deliver your colour-in during delivery times ... **OR...** email a photo / PDF of the completed Colour-in to [competition@newcastleshows.com.au](mailto:competition@newcastleshows.com.au) and include exhibitor name and number from your online entry.

If teachers are entering students from school groups, please send in your top 3 entries from your class.

Youth will be able to colour-in their entries at the Show and judging will occur on Sunday at 1pm

Class #	Class Description
848	Colour-in (Under 8 yrs)
849	Colour-in (8yrs to 12 yrs)
850	Colour-in (over 12 yrs)

## NOVELTY – YOUTH UNDER 18 YEARS

One (1) entry per Exhibitor **per class**

Entries must be produced by Exhibitor

Class #	Class Description
Classes listed below must be presented in a vessel which allows the egg or potato to be viewed easily.	
Be sure to name your character and tell us their superpower.	
851	Decorated Egg – 5 yrs to 8 yrs
852	Decorated Egg – Over 8 yrs
853	Potato Head – 5 yrs to 8 yrs
854	Potato Head – Over 8 yrs

## HORTICULTURE – SCARESCROW SECTION

### SCARECROW SECTION

Maximum two (2) entries per Exhibitor **per class**

Exhibits can be any variety within the class but must all be the same variety.

Entries for scarecrows will close Thursday 26 February upon delivery by 6pm.

Class #	Class Description
855	Scarecrow – Youth entry (5yrs to 12yrs)
856	Scarecrow – Youth entry (12yrs to 18yrs)
857	Scarecrow – Open



# HORTICULTURE – JUDGING CRITERIA

## FRUITS AND VEGETABLES

### General Criteria for Fruits and Vegetables

- **Uniformity:** Entries should be consistent in size, shape, and colour. For example, six tomatoes should be nearly identical in appearance.
- **Condition and Freshness:**
  - Produce must be *ripe but firm*, free from blemishes, bruises, or disease.
  - Skins should be clean but *not polished*—natural bloom is often preferred (e.g., apples).
- **Size and Shape:**
  - Optimal size for the variety is key—not too large or small.
  - Shape should be typical of the cultivar and symmetrical (e.g., carrots should be well-shouldered and free from side shoots).
- **Colour and Maturity:**
  - Rich, vibrant colour appropriate to the variety.
  - Maturity should be ideal—not underripe or overripe.
- **Stalks and Calyx:**
  - Fruits and vegetables should retain their stalks or calyx where applicable (e.g., tomatoes, apples, citrus).
- **Taste and Aroma** (if applicable):
  - Judges may sample entries for flavour, sweetness, texture, and aroma—especially for fruits.
- **Specialty Varieties:**
  - Heirloom or unusual cultivars may be recognized for biodiversity and uniqueness.

### Tips for Exhibitors

- Always refer to the show schedule and class descriptions.
- Pick produce at the right time—often early morning or late afternoon before the show.
- Use water to keep leafy vegetables fresh on the bench.
- Avoid excessive trimming or polishing unless specified.

## POTTED PLANTS

### General Criteria for Potted Plants

- **Health & Vigor:** Exceptionally healthy, vigorous growth; no signs of pests, disease, or stress.
- **Form & Structure:** Well-balanced, symmetrical, and true to type; excellent branching or foliage.
- **Foliage Quality:** Clean, vibrant, and typical of the species; no blemishes or discoloration.
- **Flowering or Fruiting (if applicable):** Abundant, well-timed blooms or fruit; vibrant and healthy.
- **Pot Suitability & Cleanliness:** Pot complements plant size and style; clean and undamaged.
- **Labelling & Identification:** Clearly labelled with correct botanical and/or common name.
- **Overall Impact:** Outstanding visual appeal; harmonious and well-presented.

### Tips for Exhibitors

- Always refer to the show schedule and class descriptions.
- **Choose Your Best Specimen Early:** Select your entry at least a week before the show to monitor its condition. Look for plants with balanced growth, vibrant foliage, and no signs of stress. Avoid last-minute swaps—judges notice preparation.
- **Clean and Match the Pot:** Wipe down the pot and remove any soil smudges or water stains. Choose a pot that suits the plant's size and style.

## CUT FLOWERS

### General Criteria for Cut Flowers

- **Condition & Freshness:** Petals and foliage should be crisp, vibrant, and free from blemishes, wilting, or damage.
- **Form & Symmetry:** Blooms should be well-shaped and balanced; stems should be straight and upright.
- **Colour & Uniformity:** Rich, even color typical of the variety; consistent across all stems in the entry.
- **Stem & Foliage Quality:** Stems should be clean and strong; foliage (if present) should be healthy and undamaged.
- **Suitability to Class:** Entry must match the class description and be at the appropriate stage of bloom.
- **Overall Impact:** The entry should have strong visual appeal, harmony, and be well-presented.

### Tips for Exhibitors

- Always refer to the show schedule and class descriptions.
- **Harvest Thoughtfully:** Cut flowers early in the morning or late afternoon for best freshness. Use clean, sharp tools and place stems in water immediately.
- **Condition Before Showing:** Remove any damaged petals or leaves, trim stems neatly, and hydrate blooms overnight. Avoid overhandling—natural beauty wins points.

## EGGS

### General Criteria for Eggs

- **Uniformity of Size and Shape:** Eggs should be consistent in size and shape across the entry. No obvious variation or irregularities.
- **Shell Condition:** Shells must be clean, smooth, and free from cracks, stains, or blemishes. Natural bloom should be retained—no polishing.
- **Shell Colour and Texture:** Colour should be even and typical of the breed. Texture should be smooth and uniform.
- **Presentation:** Eggs should be attractively arranged, typically pointed end down, in a clean container or tray. Labels (if required) should be neat and accurate.
- **Internal Quality (if judged):** When broken out: yolk should be well-rounded and centered, albumen thick and clear, no blood spots or defects.

### Tips for Exhibitors

- Always refer to the show schedule and class descriptions.
- **Handle with Care:** Collect eggs gently and store them in a cool, dry place. Avoid washing unless absolutely necessary—natural bloom is valued.
- **Select and Prepare Thoughtfully:** Choose eggs that are similar in size and shape. Use a soft cloth to remove any loose dirt, but don't polish or scrub the shells.

## TERRARIUMS

### General Criteria for Terrariums

- **Plant Health & Selection:** Plants should be thriving, well-suited to terrarium conditions, and complementary in form and colour.
- **Design & Composition:** The layout should be balanced, harmonious, and visually appealing, with thoughtful layering and placement.
- **Container Suitability:** The container should be clean, clear, and appropriate for the scale and style of the terrarium.
- **Substrate & Hardscape:** Base layers (soil, gravel, etc.) should be well-prepared and clean; hardscape elements like rocks or wood should be stable and integrated.
- **Creativity & Theme:** Entries may reflect a theme or concept; originality and imagination are encouraged.
- **Maintenance & Cleanliness:** No visible pests, mould, or debris; glass should be clean and clear.

### Tips for Exhibitors

- Always refer to the show schedule and class descriptions.
- Balance Beauty and Function: Choose plants that thrive in enclosed environments (e.g., ferns, mosses, fittonia). Avoid overcrowding—leave space for airflow and visual clarity.
- Tell a Story: A terrarium with a theme—like “forest floor,” “desert bloom,” or “mini bushland”—can captivate judges. Use natural materials to enhance the narrative.

## SCARECROW

### General Criteria for Scarecrow

- **Creativity & Originality:** The scarecrow should reflect a unique concept, imaginative design, and inventive use of materials.
- **Construction & Durability:** The build should be stable, weather-resistant, and securely assembled for outdoor display.
- **Use of Material:** Recycled, natural, or themed materials are encouraged. Details should be thoughtful and safe.
- **Theme Representation:** Entries should clearly connect to the “Seeds of Change” theme or class concept.
- **Visual Appeal:** The scarecrow should be expressive, well-proportioned, and visually engaging from a distance.

### Tips for Exhibitors

- Always refer to the show schedule and class descriptions.
- Build for the Outdoors: Use sturdy frames and weather-friendly materials. Test stability before delivery—wind and rain are part of the challenge!
- Tell a Story: A scarecrow with a name, theme, or message (e.g., “Water-Wise Wanda” or “Captain Compost”) adds charm and connection to the audience.

## NOVELTY

### General Criteria for Novelty

- **Creativity & Imagination:** Entries should show original ideas, clever designs, and expressive decoration.
- **Effort & Neatness:** Decorations should be carefully made, with attention to detail and a tidy finish.
- **Use of Materials:** Craft items, natural or recycled materials should be used safely and thoughtfully.
- **Theme or Character:** The entry should clearly represent a theme, character, or story (e.g., animal, person, superhero).
- **Presentation & Impact:** The decorated egg or potato should be fun, eye-catching, and well displayed.


### Tips for Exhibitors

- Always refer to the show schedule and class descriptions.
- Plan Your Design First: Sketch your idea before decorating. Think about what story or character you want to show.
- Use Safe, Fun Materials: Recycled items like buttons, fabric scraps, and paper can add personality. Avoid anything sharp or messy.

## PHOTOGRAPHY AND COLOUR-IN

### General Criteria for Photography and Colour-In

These are judged and voted by the public at the Show.




## HORTICULTURE COLOUR IN

ENTRANT ID	Birth Year
SCHOOL (if applicable)	

# NEWCASTLE SHOW


27 FEB - 1 MARCH 2026



## HORTICULTURE COLOUR IN

ENTRANT ID	Birth Year
SCHOOL (if applicable)	

**NEWCASTLE SHOW**  
 27 FEB - 1 MARCH 2026




## HORTICULTURE COLOUR IN

ENTRANT ID	Birth Year
SCHOOL (if applicable)	

•NEWCASTLE SHOW•

27 FEB - 1 MARCH 2026





## HORTICULTURE COLOUR IN

ENTRANT ID	Birth Year
SCHOOL (if applicable)	

•NEWCASTLE SHOW•

27 FEB - 1 MARCH 2026